

Greetings from Tripsite!

Your trip is fast approaching! Here is your final travel information.

There may be general questions that arise as you prepare, and we hope to have answered many of those questions over our pre-tour information page. [Click the image below for packing tips, conditioning tips, travel insurance information, and more!](#)



It's rare that you'll encounter issues on your tour but if you do, our local partner is in the best position to help! Please use the highlighted number below if you have any problems on arrival day.

Tour guide on site: +385 91 602 2215

You can also contact us at Tripsite at 1-800-951-4384. After Office Hours, in case of emergency: +1-570-213-7036

After carefully reviewing this information, please don't hesitate to contact us if you have any questions or concerns.

Wishing you a wonderful and memorable cycling vacation!

The team at Tripsite



Travel Information

National Parks Dalmatia Plus











Valid for the season 2024

Please read the updated information carefully as some alterations may have occurred recently and we want you to be optimally prepared for the trip. Please note that this brochure is your official travel document. You need no additional vouchers or documents from us for your trip.

The tour itinerary enclosed can vary to previously published tour information relating to this tour due to further developments, changes or implications between the time of publishing and the actual tour. The contents of these travel documents is subjective in relation to the actual tour experience, as the guides are authorised to change/modify the tour program on site in relation to weather, logistical or legal situations in the travel destination.

	Foreword & Important phone numbers	p. 3
GOOD TO KNOW	Formalities	p. 4
	<ul style="list-style-type: none"> • Travel Insurances • Required travel documents 	
	Currency, Vaccination and Medication	p. 5
	Climate & Packing list	p. 6
ARRIVAL	Arrival information	p. 7 - 9
	<ul style="list-style-type: none"> • The best way to get to Trogir • Embarkation / Boarding • Arrival by Plane • Arrival by Car • Parking 	
JOURNEY	Our Boats in Dalmatia	p. 10 - 13
	<ul style="list-style-type: none"> • Description of the Boats • Cabins & Cabin Service • Air-Conditioning • Water & Electricity • Boat Planks & Stairs • Sleeping on Deck • Food & Beverages • Local Taxes 	
	Bicycle & Equipment	p. 14 - 16
	<ul style="list-style-type: none"> • Requirements of the Tour • Bringing Children • Rental Bicycles & Bicycle Insurance • Helmets • Useful Equipment 	
	Tour Guides & Life on Board	p. 17
	<ul style="list-style-type: none"> • Tour Guides • Tipping • Instruments on Board 	
	Extended Stay in Trogir; Split & Sinj	p. 18 - 23
	Our Insider Tips for Trogir	p. 23- 25
	General Map National Parks Dalmatia	p. 26
	Itinerary National Parks Dalmatia Plus E-Bike & Boat from/to Trogir	p. 26 - 33

Icons

-  Important Information
-  Important Phone Numbers
-  Insiders' Tip
-  All about Arrival
-  All about Embarkation
-  Boat Berth
-  Meeting Point
-  Good to Know: Board Life
-  Good to Know: Cycling
-  Worth Seeing



DEAR GUESTS,

We are pleased to welcome you soon on one of our tours. In order to start your holiday well equipped and well prepared we have assembled some useful information and suggestions in this brochure.

We hope that you will enjoy reading the following pages in happy anticipation of your tour. We kindly ask you to pay special attention to the guest information where you will find the answers to many frequently asked questions. Should you still have questions about your tour or your documents we will gladly answer them by phone or email.

Please note that this brochure is your **official travel document**. You need no additional vouchers or documents from us for your trip.

The information in this brochure is based on long years of experience in organizing cycling and cruising tours. Nevertheless, we make no claim to perfection and always welcome hints and suggestions that help us to improve the information for our guests.

Wishing you already now a restful and relaxed journey.

**IMPORTANT PHONE NUMBERS**

- **Islandhopping staff member on site:**

For all trips in Dalmatia:
+385 91 602 2215

For all trips in Istria and
Kvarner Bay: +385 91 604 1726

- **General Emergency call Croatia:
112**

(Monday to Friday only)

Our office in Konstanz is responsible for all the bookings (incl. additional nights, transfers etc.)

**TELEPHONING WITH YOUR CELLULAR PHONE**

You can use your cellular phone almost everywhere in Croatia.

When calling a Croatian number, dial only the number of your party without the international code 00385.

When phoning to a country other than Croatia dial the respective international code of the country and then the number of your party without the 0.

If your family or friends would like to call you during your journey on your cellular phone they may just dial the regular number without any country code.

**IMPORTANT NUMBERS**

Embassy of the United States of America in Zagreb:
+385 1 6612 200

Embassy of Canada in Zagreb:
+385-1-4881-200

Embassy of Australia in Zagreb:
+385-1-4891-200

New Zealand Consulate in Zagreb:
+385-1-46-12-060

British Embassy in Zagreb:
+385 1 6009 100



TRAVEL INSURANCES

A travel insurance is not compulsory.

However, you will certainly feel more at ease if you have insured yourself against cancellation, accidents, theft and illness even if it is only for this trip.

Radurlaub ZeitReisen GmbH cannot offer any compensation for the situations listed above.

Participants take part at their own risk. You should ask your health insurance company about insurance coverage and request an overseas medical certificate.



ENTERING THE COUNTRY



Valid identification documents/ passports are indispensable for entry into Croatia.

Please make sure that you have these in your possession.

We advise you to contact the responsible authority in your home country to inquire about current entry regulations (possible visa requirements) as we cannot take responsibility for any incorrect information.

Please note that provisional passports and replacement documents are generally not recognised.

Children (regardless of the age) must either present a child identification card or passport.

SUBSTITUTE ID DOCUMENTS AFTER MISPLACEMENT

Please contact the responsible authority of your home country for further information on entry regulations (especially in case of lost/substitute documents).

CURRENT SITUATION

Since 2021, travelling has been characterised by changing regulations, and countries frequently change their entry requirements. We always advise that you check country regulations prior to travel.

CURRENCY

Since January, 2023 the Euro is the official currency in Croatia.

After checking in you usually have enough time to get some cash at an automatic teller machine. Your tour guide can tell you the nearest place for withdrawing. EC-teller machines are also found in most overnight ports.

The drinks on board must be paid in cash, credit cards will not be accepted.



Croatian Euro

CREDIT CARD PAYMENT ON BOARD

We do not accept credit cards on board of our boats. Payments such as drinks etc. can be made in cash only. The accepted currency on board is CASH, either in the countries local currency or in Euro. Please have enough cash with you.

Your local guide will point you in the right direction of the nearest ATM or currency conversion office. We suggest not to bring any traveler cheques.

VACCINATIONS

Please inform yourself independently of the vaccination requirements/recommendations for your travels with your local authority/GP.

MEDICATION



We highly recommend consulting your general practitioner about possible precautions against allergies and other illnesses you may be susceptible to.

Please also remember any personal medication, especially in case of diabetes mellitus requiring insulin as well as an emergency kit in case of a bee or wasp allergy. You should under all circumstances have these drugs with you on the bike trip. Therefore make sure that your luggage contains an appropriate container.

i Should you use medicine that requires specific storage conditions, we ask you to inform us of this **before the trip** because we cannot always guarantee such conditions on a boat.

i If you need specific medicine or suffer from specific ailments, we ask you to inform your tour guides without failure **at the beginning of the trip** so that they can take appropriate measures in case of an emergency.

Also please remember to bring your vaccination records. You will be asked to provide them should you need medical attention.

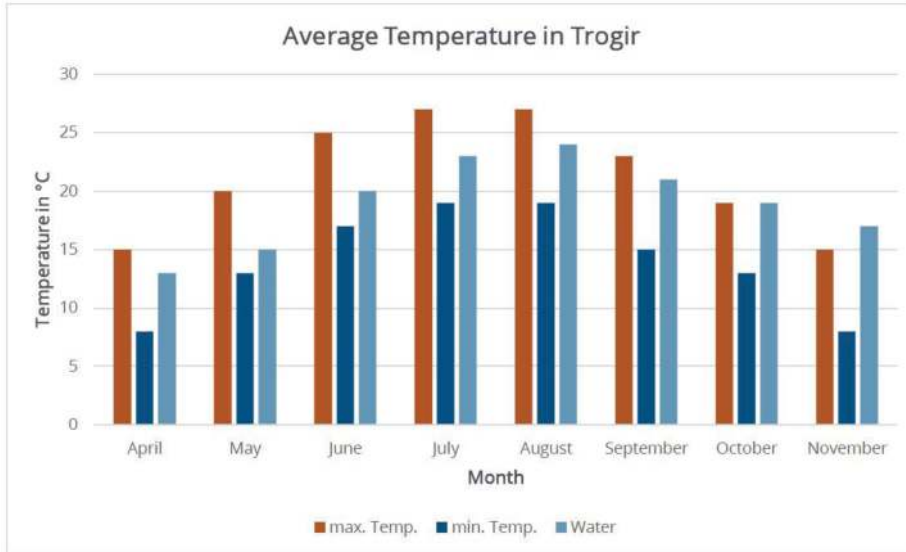
IN PREPARATION FOR YOUR JOURNEY

Participants with a pre-existing condition are able to reduce risks by considerate prearrangements.

Your own health and capability as well as your expectations should be rated on a realistic basis.

To do an exercise echocardiography might be reasonable. Be prepared to handle with care. (see Medication & Vaccinations)

CLIMATE TABLE



CLIMATE

What you will need to pack depends of course largely on the weather you can expect on your holiday.

The average monthly air and water temperatures that have been measured in your embarkation port during the last few years are illustrated in the diagram.

Please be aware that this table is based upon average readings taken in the last few years and that the temperatures listed in the table cannot be guaranteed for the respective months.

PACKING LIST

<p>CYCLING CLOTHES</p> <ul style="list-style-type: none"> • Short & long cycling pants (possibly padded) • Sport shirts (quick drying material protects against catching colds; pure cotton is not suitable: although it absorbs sweat, it does not let it evaporate) • Windproof jacket • Trainers or trekking sandals • Bicycle helmet • Bicycle gloves • Rain wear • Sunglasses <p>★ Tip: For cold and wet days: the onion-principle, i. e. several thin layers of clothes worn on top of each other, which can gradually be taken off.</p>	<p>MONEY & DOCUMENTS</p> <ul style="list-style-type: none"> • Foreign currency/money card/credit card • Identity card and/or passport (make copies and store separately, so that in case of loss substitutes can easily be obtained) • Travel documents • Health insurance for abroad and/or travel insurance • Vaccination records • Cellular phone/telephone card (save or write down important numbers) • If applicable: Covid vaccine certificate / Covid test verification / Proof of recovery
<p>USEFUL THINGS FOR ON THE WAY</p> <ul style="list-style-type: none"> • Cereal bars & glucose for bicycle tours • Sunscreen & after sun products • Bathing suits & Bathing shoes/sandals • Bathing Towel • Snorkelling equipment • Long pants and pullovers for cold spells • Possibly own saddle (without seat post) and click-on pedals • Camera to record the most beautiful holiday events <p>★ Tip: For mountainbikers, we recommend bringing a small bag to transport necessary items on the bike tour. All other cyclists will be provided panniers.</p>	<p>VARIA</p> <ul style="list-style-type: none"> • Toiletries (body wash, shampoo etc.) • Personal medication • Small first-aid kit including band-aids, insect repellent and, if necessary, travel pills • Travel literature • Charging cable for camera and cellular phone • Adapter for European sockets • Multiple plugs • Everything else you usually take on trips

 ARRIVAL INFORMATION
BOARDING

You will find your boat on the day of embarkation in the port of **Trogir**.

Guests can check-in and drop off their bags between **9:00 - 2:30 pm**. Boarding time starts at **2:00 pm**.

At **3:00 pm** you begin your journey with a first boat crossing.

You will come across one of our tour guides - wearing a blue shirt with „Inselhüpfen“ written on it - standing next to the boat.



If you have any trouble to find the boat please call our **staff member on duty** (only on day of embarkation/disembarkation):

 Embarkation/Trogir:
+385 91 602 2215

HOW TO GET TO TROGIR

ARRIVAL BY PLANE TO SPLIT AIRPORT (SPU)

For all tours starting in Trogir the closest airport is Split (SPU) that is situated at a distance of only 6 km/4 mi. from the town.

Your flight can be organized once we have confirmed that your journey is taking place. To investigate and book a suitable flight you can for example use the websites:

- www.opodo.com
- www.swodoo.com

Please keep in mind that your boat will leave Trogir at about 3 pm.

We kindly ask you to contact our office in Germany, if you wish to book a flight arriving Split airport after 1.30 pm.

TRANSFER BETWEEN SPLIT AIRPORT AND BOAT (PUBLIC TRANSPORT)

For your transfer from Split airport to the boat we recommend to take a taxi (destination: harbour of Trogir, aprx. 6 km).

You can also use a public bus (no. 37), which takes you to Trogir within 15 min and stops opposite the market of Trogir. It leaves at the bus stop on the main road in front of the airport every 20 - 30 min.

The old town of Trogir with its harbour is very close (located on the other side of the bridge) and can be seen from the bus station. After crossing the bridge, you can either keep left and follow the road around the old town (turning right onto the promenade just before you get to the next bridge and walk until you reach your boat) ... or walk towards Kamerlengo Fortress and turn left at the harbour promenade.

If you still have time for a stroll through Trogir on your return day, you can leave your luggage in a hotel at the harbour. Our tour guides will be happy to assist you.

(PRE-BOOKED) TRANSFER BETWEEN SPLIT AIRPORT/MEETING POINT AND BOAT

You can also pre-book an exclusive airport transfer from Split airport to Trogir harbour (day of embarkation/disembarkation only).

 MEETING POINT AT SPLIT AIRPORT

If you have booked a transfer between Split Airport and Trogir harbor with us, you will find your driver in front of the airport building. After leaving the customs area please use the exit to the left of the counter, with the three windows (see picture below), following the signposts „Bus“, „Rent a Car“ und „Parking“



Please look for the transfer driver waiting for you with a sign on which Islandhopping/Inselhüpfen and/or your name is written.

If you can't see the driver immediately, please wait directly in front of the airport building and keep looking for the driver.

If you still cannot find the transfer driver, please contact our staff member on site who will be happy to assist you:

 Airport Transfer:
+385 91 602 2215

Please note: If you have not already paid the transfer booked throughout with the invoice and have to pay it onsite, please pay the outstanding amount to your tour guide and NOT to the transfer driver!

ALTERNATIVE AIRPORTS ZADAR (ZAD) OR DUBROVNIK (DBV)



Other possible airports are Zadar (ZAD) or Dubrovnik (DBV). From there we offer fee-based exclusive transfers to Trogir:

Zadar Airport - Trogir (aprx. 1,5 hrs)

Dubrovnik Airport - Trogir (aprx. 4 hrs)

The price for the transfers is available on request.

A reservation is required for all transfers (booking two weeks in advance).

The following data is required:

- Travel dates
- Flight routes
- Airline
- Flight numbers
- Estimated arrival & departure times.

Ph.: +49 (0) 7531 361860

If there are belated changes of your flight times you are kindly requested to inform our office immediately.

ARRIVAL BY CAR



For your journey to Trogir you can enter the following coordinates into your navigation system:

43°30'59.5"N 16°14'50.8"E

Alternatively, the PLUS code can be used when navigating with Google Maps:



























G68W+JX8 Trogir

LOCAL TRAFFIC RULES

Please obey the local traffic rules. Here are the most important regulations in Croatia:

- Maximum permitted blood alcohol level: 0.0 per 100 ml of blood.
- Headlights must remain on in and out of town / all year round (also during the day)
- Vehicles must carry: Warning triangle, high-visibility vest and first aid equipment
- If you leave the vehicle while traffic is moving (e.g. in the event of a breakdown), you are obliged to wear a high-visibility vest (in and out of town).
- The use of mobile devices while driving is not permitted (hands free only).
- In Croatia right-hand traffic rules apply.
- Always carry your valid driving licence, vehicle registration papers and your car insurance documents with you.

Further information can be found here: <https://www.rac.co.uk/drive/travel/country/croatia/>

		 Within built-up areas	 Outside built-up areas	 Highway (2 separatelanes)	 Other roads	 Motorway
					—	
					—	
					—	
					—	

HARBOR AREA & PARKING IN TROGIR

By prior reservation we will gladly arrange a parking slot for you in Trogir on privately owned property close to the port.

- Motorcycle: 40 euro/week
- Car up to 6 m in length: 70 euro/week
- Vehicle longer than 6 m: 120 euro/week

(to be paid on-site to the tour guide)
The use of this parking place is NOT included into your tour price. Our staff will show you your parking place after you have unloaded your gear.

There are no insurance providers that will insure your vehicle against theft or break-ins. Damage of that kind can only be covered by the local complete-cover vehicle insurance.

If you would like to make a reservation for a parking place please contact our office.

MEETING POINT CAR ARRIVAL

If you are traveling to Trogir by car, please note: In order to get to the meeting point with one of our employees, you must pass an access barrier to the port. This is located at number 1 on the map below.

The first 15 minutes beyond the barrier are free of charge. Fees for the extra time are payable at a machine prior to departure.

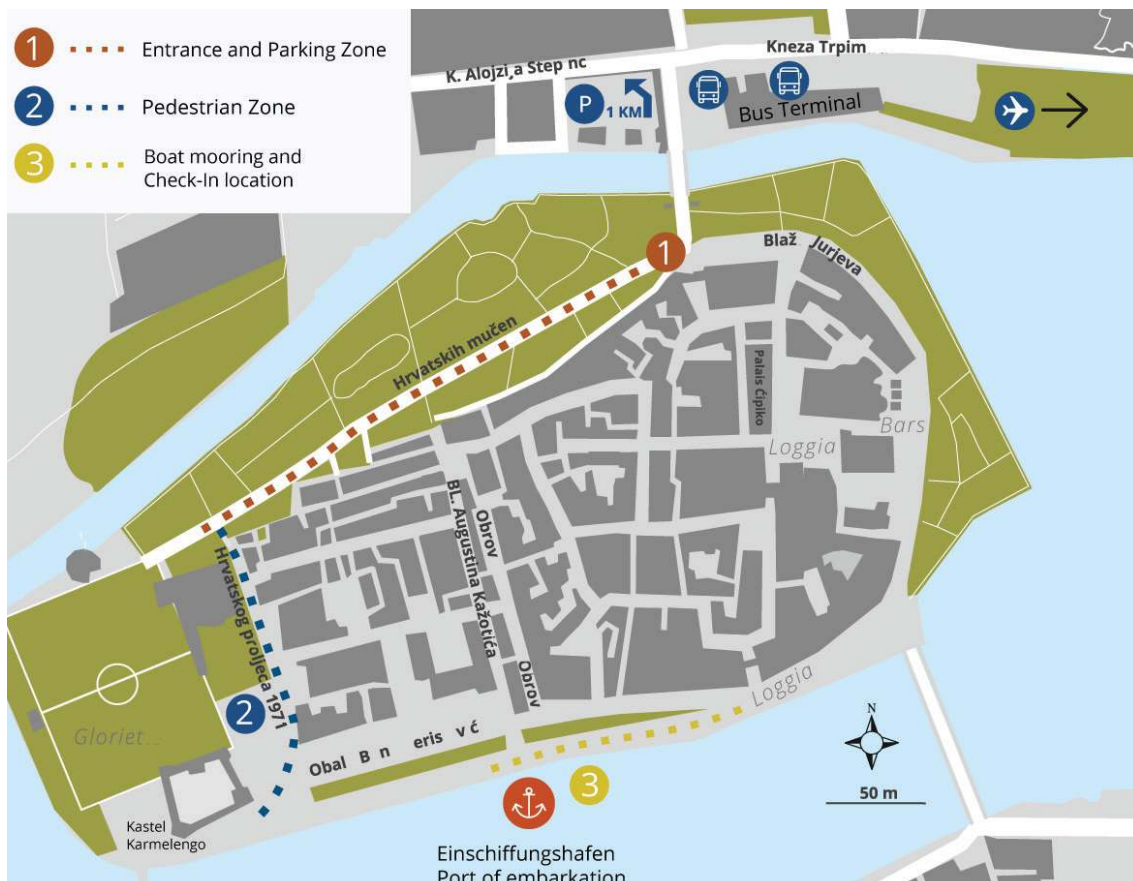
Continue to follow the red dotted line until you reach the blue dotted line (the coordinates given under „Arrival by Car“ apply to this point)

If you find a parking space beforehand, it is a good idea to use it and walk with your luggage through the old town to the other side of the island (yellow dots, approx. 200 m on foot) Here you will find the boat

If there is no parking space, you can also drive through the pedestrian zone (blue dots) to the port. (This is officially not allowed, but usually tolerated for unloading luggage)

After unloading your luggage, your guide will explain where to find the driver who will accompany you to your long term parking space. Most of the time he will be waiting on a scooter in front of the barrier that you passed when entering the old town and harbor area.

Please remember to pay the excess fees if you spent longer than 15 mins within the billing zone. Note that the machine only accepts banknotes up to 20 euro. Card payment is also possible.



Car access barrier (no 1 on our map)



Kastel Karmelengo next to the harbor (no 2 on our map)



Promenade and mooring zone (no 3 on our map)

DELUXE ☆☆☆☆
Magellan · Croatia



DELUXE BOAT MAGELLAN

The Magellan is an elegant double masted motor yacht that remains pleasantly steady even when sailing through heavier swells. On board you will find spacious guest cabins with air-conditioning and a personal shower/WC.

The beautifully furnished saloon and bar as well as the covered aft deck are fitted out with comfortable seating areas. On the spacious sun deck, you will find deckchairs, enticing you to lie back, relax and enjoy the warm sea breeze. The swimming platform at the stern ensures easy access to the glistening waters for a refreshing dip.

In addition, you can enjoy regional foods prepared with care on board.

SPECIAL FEATURES

Year of Construction: 2010

Cabin Size: 10-12 m2

Cabin facilities: Air-conditioning, safe, tiled bathroom with hairdryer, mirror, shower cubicle, washbasin & WC

Beds: Double 200 x 160 cm; single 200 x 90 cm

Services: Cabin service, mid-week towel change

Extras: Steel ship with elegant interior, spacious saloon, large sun deck, swimming platform at the stern, free internet







THE CABINS

The roomy cabins of our deluxe/first class boats are elegantly and generously designed. Two or three beds are at ground-level or double beds. All cabins are equipped with private bathrooms (with shower and toilet), a wardrobe and a board to store your belongings. There is enough space for sleeping and storing your luggage. Due to the shape of the boat's hull the size of the cabins may vary. Price differentiations are however only made with respect to „on deck“ and „below deck“ cabins.

Cabin allotments are the responsibility of the tour operator and cannot be influenced by guests or tour guides.

The cabins are specifically specialized for your sleeping comfort due to high quality mattresses. The beds will be freshly made on your arrival.

Please do not forget that the ship is your hotel as well as a machine, which has to be maintained and operated - day and night. A certain level of noise is therefore inevitable.

If you are sensitive to noise (especially in unfamiliar surroundings) we recommend the use of noise-reducing products. Insulation is not comparable to houses.

CABIN SERVICE

There is ordinarily a daily cabin service on board which takes place during the bike tours. It includes the bedding (personal belongings should be removed) as well as emptying of the wastebin. The towels will be changed once in the middle of the week.

Tip: Please remember to bring your own bathing towel, if you would like to use one ashore. The towels provided by the boat are for on board use only.

In case you do not prefer cabin service or it has not been done please contact the travel guides.

Should the group not be able to leave the boat due to environmental forces it may be that the cabin service does not apply.

ELECTRICITY & WATER ON BOARD

Electricity and water are of course provided on board but not in unlimited amounts. The water tanks are filled according to the number of people on board.

There is enough water available for washing and showers even if the tanks cannot be refilled for several days. However, we presuppose that all passengers use this valuable resource sparingly.

The boats also use a central heater for the showers. This also means that there is only enough warm water if people use the showers only for as long as it is really necessary (for example: turn off the water while soaping up).

The boat uses a 220 V generator which is not run constantly - amongst other reasons in order to keep the peace at night. The power supply on board is accessible with Euro-wall-sockets (as customary in Germany).

Guests from UK and other countries with different socket systems are kindly requested to bring their own appropriate adaptors.

When leaving the cabin please make sure to turn off the taps properly, switch off the light as well as any other electronic devices.

AIR-CONDITIONING

Most of the boats have air-conditioning in the saloon as well as in the cabins. Usually they will work while the generator is running (during taxi) or while connected to onshore power supply.

Please be aware that your cabin door has to be closed in order to run the air-conditioning. If there is no power supply available during nights air-conditioning will stay switched off, also regarding nighttime peace.



Double Cabin Magellan



Bathroom Magellan



Double Cabin Magellan



i PLEASE NOTE

If for whatever reason one of the boats we have chartered would be cancelled due to unexpected circumstances the tour operator will arrange a worthy replacement and will duly inform the participants about this change

You will find the name of your boat on your booking confirmation.

SLEEPING ON DECK

Many guests feel that spending a night outside in the fresh air is a unique experience. There is enough space on the deck for that purpose.

However you should bring your own sleeping bag and an insulated mat as it is not permitted to take the mattresses and sheets out of the cabins.

CATERING ON BOARD

The on-board chef is a member of the crew and prepares the breakfast and one or two warm meals a day. The catering consist of 2 x full board and 5 x half board and starts with dinner on embarkation day and ends with breakfast on disembarkation day. Lunch could be packed or a picnic as well. The food served on board is traditional and characteristic for the country. Higher nutritional demands of bikers are taken into account. Breakfast on board generally includes at least bread, butter, cheese, ham, coffee and tea. For lunch/dinner the chef generally serves light fish or meat dishes or vegetarian meals.

i If you wish to eat vegetarian food or have distinctly different eating habits please inform us in time BEFORE your arrival.

i Please keep in mind that special food requirements cannot always be met in all details.

i If you have extensive food allergies we ask you to give us a list of the food that you can eat. This should be done before your arrival so that the cook can be instructed to plan and shop accordingly.

BEVERAGES, TOURIST TAX & PAYMENT

The salon on the boat is a restaurant, lounge and bar all in one. You can always get cool drinks here - with or without alcohol.

Understandably, the drinks on board are more expensive than in the supermarket around the corner, as you are in a small „floating restaurant“. As in any other bar or restaurant, it is **NOT allowed** to consume your own (brought) drinks on board.

Drinks consumption is usually recorded on a tally sheet and settled at the end of the trip. An exception is mineral water, which is not entered in the tally sheet on the ship, but is charged at a flat rate. This flat rate for drinking water includes all still mineral water that you consume during your stay on board and on the bike tours.

In addition, the Croatian government levies a tourist tax, which is also payable on board. Therefore, a lump sum of **€60/adult** and **€30/child** up to and including the age of 16 is charged locally for tourist tax and mineral water.

i You can only pay your visitor's tax and water flat rate in cash, just like the rest of your drinks bill. Credit card payment is not possible on any of our ships.

BOAT PLANKS & STAIRS

Please keep in mind that wooden decks can become slippery in rain and morning dew. Also be aware that stairs on board are more narrow and steeper than those you are used to.

Please take into account that some of our boats are completely made of wood and that during longer droughty periods the wood contracts. This means that after a heavy rainfall the water could penetrate into tiny spaces as a result of the wood contracting and might even drip into the cabins.

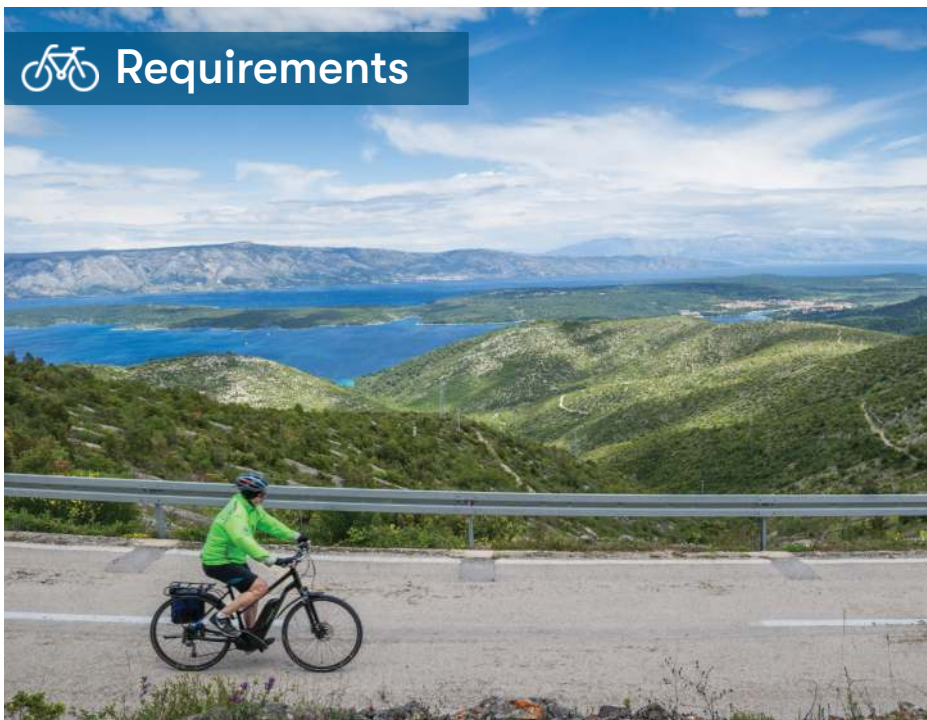
Should your linen get wet it will be exchanged immediately. The wood will expand again and the opened spaces will close within a couple of hours.



Salon Magellan



Fresh from the galley



E-BIKE
LEVEL 1 ▲ ▲ ▲

E-bike tours for Islandhoppers with a good basic level of fitness and prior cycling experience. The kilometers and elevation ridden daily correspond to the provided gravel bike levels for this trip. The tours can be completed comfortably by e-bike

All our cycling tours require a basic level of fitness as well as safe bike handling.

There is always plenty of time to complete the tours. Every day our tour guides will give you a detailed description of the day's tour and its difficulty.

Our E-Bike & Boat tours were designed to be guided cycling tours. However, as long as it is discussed with the guides beforehand and a suitable route is chosen, nothing should stand in the way of individual e-bike tours, should this be your wish.

GRAVEL BIKE
LEVEL 2 ▲ ▲ ▲

Guests do have the option of foregoing an electric motor (E-Bike) and instead participating on the tour with a sporty Gravel Bike.

Your choice of rental bike for the tour must be communicated to our reservation department prior to your arrival in the travel destination.

The bike stages require each participant to have a solid level of fitness and good bicycle technique. These should be acquired as a regular road cyclist.

Intermediate to demanding cycling tours through hilly to mountainous terrain for Islandhoppers who are not afraid of putting in the effort (30-50km and 400-700 meters of elevation per day).

Almost all of our cycling tours start at sea level, this commonly results in an uphill start to the tour.

Participants will also need to master long and steep climbs, during which short passages may require pushing the bike. During the busy summer season, traffic on the roads is to be expected. We do however plan our tours to avoid busy main roads wherever possible.

You are free to set aside a half or full day to swim or to spend time on board the boat, instead of taking part on a planned cycle tour. Our tours are dependent on weather conditions which can lead to changes in the program. The final decision is that of the captain.

CHILDREN

We believe that only children with a good physical condition and previous bicycle tour experience and a minimum age of 10 are able to master the cycle tours with their own strength. Please note that the minimum height for a rental e-bike is 1.50 m (4.9 ft.). Follow-me bikes, bike seats and bike Bungees can also be hired for accompanying children. It is mandatory for all participants on our tours to wear a bicycle helmet.

 **GUIDED GROUP PACE OF OUR E-BIKE & BOAT TOURS**

In principle, there is also the possibility on our E-Bike and Boat tours to participate with a Gravel Bike.

However, the guided group speed is oriented towards the E-Bike riders. Those riding a gravel bike on an E-Bike Tour must be in good enough shape to ride at this pace.

It is also important to note, that some stages of our E-Bike Tours are substantially longer.

We thank you for your understanding.

RENTAL BIKES



i In order to supply you with the bike that fits you, we need to know how tall you are.

Should you not have given us this information along with your booking, we ask you to pass it on to our office team.

Unfortunately there is no possibility to reserve one particular bike brand in advance.

E-Bikes



Our e-bikes are all high-quality Pedelects, mostly fitted with a Bosch motor and extra battery range.

Our e-bikes are also characterized by their relatively light weight and great components. Some of our fleet are also equipped with other motor systems.

Standard components found on our e-bikes include 28" hollow rim wheels, puncture proof touring tires, high quality gear and break systems, a sturdy bike stand, a comfortable touring saddle as well as mud guards.

With an E-Bike you will climb almost any hill with ease.

They are a true declaration of independence for everyone who needs a little 'tail wind' in order to enjoy their ride.

Please note that we can only provide this type of rental bike if you are at least 1.50 m tall.

Gravel Bike



Classic road bikes reach their limits on some island roads, especially when it comes to safety. Our Gravel Bikes, on the other hand, are much more versatile. They are fast and safe on bumpy roads as well as smooth on asphalt. They have an extremely robust, yet lightweight frame. Their relatively wide tires provide more grip on bumps and sandy surfaces. Gravel Bikes provide enjoyment without compromise.

All of our components, like the Shimano shift and brake groups, are of the highest quality. These top quality components are selected based on 25 years of experience in bicycle tourism. We ensure these bikes meet the requirements of our tours and provide the cyclist an unrestricted riding experience.

BRINGING YOUR OWN BICYCLES

We do not advise bringing your own tour or hybrid bike, as the guided group pace is oriented towards the E-Bike riders. If you want to ride your own bike on the trip, we recommend bringing a sporty bike that meets the technical requirements to keep pace with the higher speed of the E-Bikes. In addition, your bike will need to have good tires (ex. Gravel Bike). Furthermore, you should ensure you have the required level of physical fitness.

Please keep in mind that transporting your own bicycle will result in relatively high additional costs (particularly when flying) and the risk of transport damages is high.

Should you however wish to bring your own gravel bike with you, please make sure to check the condition of your breaks, gears, and tires and don't forget to bring along a puncture repair kit and the essential spare parts for your bike (e.g. brake pads and tubes). Your bike should be in perfect mechanical working order.

i **We do not allow private e-bikes on board of our boats.** This decision has been made due to health and safety regulations.

If you wish to ride an e-bike for the duration of your tour, please get in touch with us about the rental options.

We do not recommend bringing along private road bikes, as the thin tires are not suitable for some of the road surfaces encountered on the tours.

i **Liability Disclaimer:** Radurlaub Zeitreisen GmbH will not be held liable for any damages caused to private bikes during loading, unloading or other logistical handling thereof.

Equipment



BRINGING YOUR OWN SADDLE OR PEDALS

i Our rental bikes are equipped with flat pedals (no click/SPD pedals). If you prefer to ride with click-pedals (or own saddle - without the seat post), please bring them with you and your tour guide will mount them to your rental bike for the week.

PANNIERS

All rental e-bikes are accompanied by a high quality Ortlieb bike pannier for the duration of your tour, a practical way of carrying drinks, bathing gear etc.

The bags are attached onto the bicycle rack with two hooks, which clip comfortably onto the frame. In order to secure the bag to stop it from leaving its position, Ortlieb have patented a **Quick-Lock-System** which grips tightly to the frame: In the locked position the hooks close in a firm hold around the bike rack. Only when you pull the pannier handle upwards do the hooks open up and loosen their hold on the frame.

i Since no saddlebags can be attached to our Gravel Bikes, we recommend that you bring your own daily backpack. Water bottle holders are attached to the bikes

i To ensure that the bike panniers remain as water proof as possible they have to be closed tight (frontroller system). Please ask you guide on site for assistance.

i **Liability Disclaimer:** Although panniers are manufactured from waterproof material Radurlaub Zeitreisen GmbH cannot be held liable for any damage that might be caused to any personal belongings like mobile phones, cameras, etc. transported within the bike panniers during the tour.

i Kindly take care of your rental bicycle/bike.

Park it at safe places - not next to the sea to keep it away from salt water.

Please keep in mind that you are responsible to compensate for any damage caused.

BIKE INSURANCE

i We offer a rental bicycle insurance against theft and damage **for our bikes** (not insured: grossly negligent damages).

E-bike/Gravel bike: 25 euro/week

If you would like to book an insurance for your rental bicycle please contact our office (in case you did not already include it into your actual booking).



OBLIGATORY SAFETY HELMETS



i On all bicycle tours it is mandatory to wear a helmet. In order to guarantee optimum protection we request that you bring your own well fitted helmet and - for your own safety - wear it on all bike tours.

Rental bike helmets can be provided free of charge if reserved prior to arrival (limited amount).

Please note, that Croatia has a helmet requirement by law for children up to age 16.

TOUR GUIDES

There is at least one tour guide with you on board. With more than 20 participants two tour guides accompany the group.

As often as possible the guide rides at the tail end of the group to make sure that you get help in case of a mishap.

On difficult routes the guide leads the group. Our guides always carry a firstaid kit as well as tools and the most important replacement parts for bikes with them. At least one of the guides speaks fluent English.



On a cruise the exact daily schedule always depends on the weather. This means that spontaneous changes in the itinerary may be necessary. With this aspect in mind the tour guides will keep the group updated as to the exact cycling itinerary each day.

In addition, each morning in the salon, guests can take a photo of the daily tour and use this as an additional orientation guide. On request, your guide will also be happy to provide you with a printed copy of the daily tour.

LANGUAGE

Due to our international audience all tours are conducted in English and German according to the demographic on board.

TIPPING

All guests are able to show their individual appreciation for the efforts of their tour guides and crew at the end of the travel week by leaving a tip. **We recommend an amount of 10% of the basic tour price in euros per guest/trip.**



This amount should be divided into two envelopes – one for the tour guides and one for crew members – typically organized individually by the guests on board and presented during the final evening on board.

During the week your transfer drivers and external city guides will also be pleased to receive a small token of appreciation for their efforts.

INSTRUMENTS

If you play an instrument (guitar, flute, accordion, etc.) you are welcome to bring it with you on board.

We often gather together in the evening to play music and the more instruments take part the merrier it is.





ADDITIONAL NIGHTS IN TROGIR

The medieval city of Trogir has an almost museum-like character and is certainly a city not to be missed when travelling through Croatia. Trogir's charm and lure is largely thanks to its wonderfully preserved old town, which covers an entire peninsula. The old town became a UNESCO World Heritage Site in 1997. Trogir is a city perfect to get lost in while exploring the many small alleyways which periodically open out onto spectacular squares. Countless cafes will lure you in with the promise of tasty coffee, cakes, and ice-cream. Trogir is the ideal centre point from which you can take excursions to the surrounding areas, such as the neighbouring city of Split.

We would be happy to arrange additional nights in our partner hotels in Trogir before or after your trip.

To Note

The prices in the Hotels vary according to season (on request). If you wish to book a room, please contact our team

In case that the recommended hotels have no rooms available, we will try to book you into an equivalent hotel.




HOTEL ŠTACIJA ***

If you arrive by car, the stylish three-star Hotel Štacija, located between Trogir and Split, is ideal if you would like to extend your stay by 1-2 nights.

The hotel is located directly by the sea and operates its own restaurants serving you Mediterranean specialties. You can choose between sea view rooms with a spectacular view of Trogir and Split or garden view rooms with a view on Kozjak Hill. The hotel has a private car park, where you are also welcome to park for the duration of your trip (on request and for a fee, payable on site).

As the hotel is not large, advance reservations are necessary.



HOTEL PASIKE ***

The three-star Hotel Pasike in Trogir is a beautiful Dalmatian boutique hotel, located in two stone buildings opposite one another. The hotel is located in the heart of the old town.

The comfortable rooms have all been individually decorated and include a private bathroom with a shower and toilet. The rooms are all equipped with a TV, telephone, air conditioning, and a minibar.

The hotel has an excellent restaurant and the room prices include a bountiful breakfast.



HOTEL CONCORDIA ***

The three-star Hotel Concordia is just one example of the various hotels, in the heart of Trogir, in which we can arrange additional nights for you during your extended stay.

The Concordia is located directly on the waterfront promenade, next to the medieval fortress, Kamerlengo.

The cosy rooms are tastefully furnished, and all include a private bathroom with a shower and toilet.

The excellent location makes it an ideal starting point for a stroll through the town.



HOTEL TRAGOS ***

The three-star Hotel Tragos is located in the heart of the old town of Trogir. It resides in a renovated baroque palace from the 18th century and is therefore under UNESCO protection.

The town square and the famous St. Lawrence Cathedral are just a few steps away. The rooms have great attention to detail and combine modern and bright design with traditional elements.

They are equipped with air conditioning, hairdryer, mini-bar, safe, and WIFI. Delicious Mediterranean specialities along with selected Croatian wines are served in the wonderfully renovated 17th century wine cellar.





ADDITIONAL NIGHTS IN SPLIT

The stunning city of Split is a cultural treasure chest with its numerous architectural monuments, extensive parks, and diverse cultural scene. Diocletian's Palace is certainly one of the most impressive remnants from the Roman era, and it was adjoining to this that the old town of Split was built. This historical town along with the Palace of Diocletian has been a UNESCO World Heritage site since 1979. Gorgeous plazas and spectacular architecture give the impression of a large, open air museum. The modern city of Split also has its own unique charm with galleries, plentiful shops, and numerous cafes and restaurants.

We would be happy to arrange additional nights in our partner hotel in Split before or after your trip.

To Note

The prices in the Hotels vary according to season (on request). If you wish to book a room, please contact our team.

In case that the recommended hotels have no rooms available, we will try to book you into an equivalent hotel.

HOTEL PERISTIL ***

The three-star Hotel Peristil is located in the very heart of the historical town of Split. Situated right next to the Silver Gate within the Palace of Diocletian, you can truly experience the historical charm of the city.

The hotel has 12 luxuriously furnished rooms, some of which have a truly special charm thanks to sections of 1,700-year-old original palace walls.

This along with the splendid view over the Cathedral of Saint Domnius creates an enchanting atmosphere.





EXTENSION PROGRAM SINJ

Would you like to spend a few days in Dalmatia before or after your tour? Are you looking for a program that offers you both organised activities as well as enough free time to explore the fascinating region on your own? Then we recommend our three-day extension program in the town of Sinj, inland from Split town.

This program includes the transfer between your ship and Sinj, two nights' accommodation with breakfast and a city tour of Sinj accompanied by a professional guide. After booking you will also receive from us many other excursion tips for exploring the surroundings of Sinj.

ADDITIONAL ACTIVITIES

(NOT INCLUDED IN THE TOUR PRICE)

Private Jeep-Tour

On this private jeep tour you explore the hidden trails along the Cetina River and Vrdovo Plateau on Croatia's highest mountains Dinara. You can look forward to the beautiful Dabar Bay, home to a spring that transforms into a river during the summer months. Lake Peruča rounds off the tour. You are welcome to bring your swimsuits and towels.

Private Quad-Tour

This 3-hour private quad tour on well-maintained back roads (approx. 50 km route) leads through the fascinating mountain world of the Dinara Mountains and the river valley of the Cetina. Get to know this breathtakingly beautiful landscape in the company of a local guide!

Kayak tour on the Cetina river

Relax on the crystal clear river Cetina on our approximately 10km long kayak route accompanied by a professional local guide. The 105km long Cetina river is characterized by breathtaking nature and is rightly called one of the most beautiful river landscapes in Croatia. Included in the price: Kayak equipment, guide, about 2.5 hours of kayaking (10km), picnic by the river (homemade cheese, sausage, bread). The start of the tour is agreed with the guests (morning or afternoon).



Jeep-Tour along the Cetina River



Quad-Tour through the Dinara Mountains

OUR PARTNERHOTELS IN SINJ

You can choose to stay in one of these 3- or 4-star hotels in Sinj:

The exclusive 4-star hotel **Corona** is located within walking distance of Sinj's historic town centre, Corona B & B offers 9 air-conditioned rooms with minibar, smart TV and safe, and private bathroom.

The 3-star hotel **Alkar** is located in the quiet Sinj Town Park, just a few minutes' walk from the town centre. Each room in the hotel is air-conditioned and has a private bathroom. The hotel also offers bicycle and kayak rental for exploring the beautiful surroundings.



INCLUDED SERVICES

- Exclusive transfer from the hotel in Sinj to the ship in Trogir or Split (if booked before the trip) or from the ship in Trogir or Split to the hotel in Sinj (if booked after the trip).
- 2 nights' accommodation in the town of Sinj (depending on availability 3-star hotel Alkar/ 4-star Corona B&B or similar)
- Free parking at the hotel in Sinj when arriving with your own vehicle
- Guided city tour in Sinj
- Booklet with many good tips for individual leisure activities in Sinj

NOT INCLUDED SERVICES

- Additional transfers not mentioned in the program
- Meals not mentioned in the programme
- Entrance fees to sights not mentioned in the programme
- Additional activities of your choice like jeep tour, quad tour or kayaktour

Voucher delivery

After booking you will receive a simple confirmation/invoice.

You will receive the hotel and activity voucher for the additional program directly per e-mail in good time before the start of your trip.



To NOTE

If you want to book this additional tour module, please refer to it in the comments field of your booking request or contact our office team with answering following questions:

- Which date would you like to book the extension program for?
- How many people would you like to book for?
- Which hotel category would you like to stay at and what type of room? 3- or 4-star hotel? Single or double room?
- Would you like to book an additional activity?
- Do you prefer to eat vegetarian food?
- Detailed flight information to ensure a punctual transfer

Should there be no rooms available in the hotel of your choice, we will of course try our best to find an appropriate alternative.

TROGIR

The picturesque old quarter of Trogir is located on an artificially created island. On the north side it is connected by a stone bridge to mainland and on the south side by a drawbridge to the island of Ciovo.

The historical center of Trogir, with its unique architecture, is UNESCO-protected for its exceptional urban continuity. Dating back to the 3rd century B.C. as the Greek settlement of Tragurion, Trogir declined with the rise of nearby Salona. Croatian tribes resettled here after Salona's devastation, leading to the town paying tribute to Croatian rulers from the 9th century.

In the 11th century, Trogir became an episcopal see, gaining autonomy in 1107 from the Hungarian king Koloman.

The town faced adversity when conquered and nearly destroyed by Saracens in 1123 but swiftly recovered, experiencing economic prosperity in the 12th and 13th centuries.

Under Venetian rule from 1420, Trogir endured until the fall of Venice in 1797, followed by Austrian control until 1918. After a brief French occupation (1806–14), it became part of the Kingdom of Serbs, Croats, and Slovenes, later joining the Socialist Federal Republic of Yugoslavia. Since 1990, Trogir has been an integral part of the independent state of Croatia.

OUR INSIDER TIPS

☆ ST. LAURETIUS CATHEDRAL (nr. 1 on our town map)

The inhabitants of Trogir call the Laurentius cathedral (Sveti Lovro) Dome of St. John, who is the patron saint of the town.

The building was started in 1123 and was not completely finished until 1610. The stylistic elements of the different storeys are correspondingly diverse, going from Romanesque to Venetian Gothic to Renaissance.

The most impressive part is the west portal (see next page) adorned with a relief created in 1240 by Master Radovan. It shows Adam and Eve along with two lions. Climbing the cathedral tower, one can enjoy a view across the whole historical centre. At the back of the cathedral is the entrance to the treasury displaying many precious objects





Westportal St. Laurentius



Cathedral St. Laurentius

 **SACRAL ART MUSEUM, LOGGIA AND CLOCK TOWER**


On the square next to the cathedral, across from the town hall, there is the Sacral Art Museum, the clock tower and the Loggia. The Loggia is first mentioned in the 14th century and served as courthouse and pillory. On the facade, one can still see the chains in which the condemned were exposed to suffer the ridicule of the populace.

 **TOWN MUSEUM**
(near land gate)

The former palace of the Garagnin Fanfogna family now serves as the town museum. It exhibits, among other things, sarcophagi, coats of arms, reliefs and ceramics. We recommend buying the small museum brochure before a visit, because the exhibition pieces are labeled only in Croatian.




Town hall (on the left side) and clock tower

 **NIKOLAUS MONASTERY WITH MUSEUM**

(nr. 5 on our town map)

The Nikolaus monastery with its museum, church and outbuildings was founded in the 11th century as a Benedictine monastery and is a convent today. A Greek inscription of the time when the town was founded is displayed in the inner courtyard. In the museum you can see a marble relief showing a Kairos depiction (=god of the happy moment) dating to the 1st cent. B. C. and created after a prototype by Lysippos. It is nowadays considered Dalmatia's most important piece of Hellenistic art.


 **KAMERLENGO CITADEL**

(nr. 8 on our town map)

Der neuneckige Turm wurde im 14. J. The nine-cornered tower was built in the 14th century by the Genuans. Today concerts and open-air events take place here. The citadel is open to the public. From the top, the visitor has a beautiful view of Trogir's old quarter.



Panoramic view from the cathedral

 **DEFENSE TOWER SVETI MARKO**
(nr. 9 on our town map)

Behind the sportsground, facing the mainland, stands the defense tower Sveti Marko. It was built in the 15th century and contains today the House of Dalmatian Music, a cafe and a small museum displaying Dalmatian musical instruments. Those who are fond of the local music can purchase here CDs of Dalmatian folklore music.

These are only a few of the many possibilities that Trogir offers for having a good time. The numerous cafes, ice-cream parlors and winebars also offer plenty of opportunities to treat yourself. The surroundings - with Split, ancient Salona and the Klis Fortress - are also well worth a visit and easily reached by car.



 **TO NOTE**

In off-season, the museums are open only before noon.



Quaint backyard in the old town



E-BIKE AND BOAT

National Parks of Dalmatia Plus · Croatia



INTRODUCTION

Embark on a journey through the spectacular Dalmatian landscape by e-bike and onboard luxury ship. The famous national parks Krka and Kornati as well as the Telašćica Nature Park are just as much a highlight of this tour as the beautiful medieval old towns of Šibenik, Zadar and Trogir. The central Dalmatian island Dugi Otok is another highlight of the tour, offering incredible panoramic views over the sea and surrounding islands.

This trip is part of our Islandhopping Plus program, which combines active vacations with extreme comfort. On this trip you will call the Megellan your home. The cabins are spacious and lovingly furnished, the private bathrooms have both shower and toilet. There are plenty of places to sit or lie back and relax on deck while the communal salon offers a stylish area indoors to unwind and enjoy a drink.

HIGHLIGHTS

Culture: The Cathedral of St. Jacob in Šibenik

Nature: The thunderous waterfalls in Krka National Park

Activity: A walk to the steep, white cliffs in the Telašćica Nature Park

Culinary: A meal in a typical Croatian konoba!

Souvenirs: A bottle of Maraschino liqueur



1ST DAY (EMBARKATION)

TROGIR – ROGOZNICA

Individual arrival either by car to Trogir or by plane to Split Airport, located approximately 6km from Trogir Harbour.

After checking in on the motor yacht between 2 and 2:30 pm in Trogir we head off on our first cruise at 3 pm to Rogoznica - a village on a small island that is connected to the mainland by a dam.

Along the way we stop for a swim directly from the boat.

Dinner and first night in Rogoznica.



WORTH KNOWING & SEEING BRIEFING ROGOZNICA

Inhabitants: ca. 2.390

Special Features:

Charming little fishing village situated on a peninsula close to Primošten. Steep narrow lanes lead you to the church.

Especially pretty are the many Dalmatian stone houses and the winding alleys, which give the town center an extremely enchanting look. During a walk along the palm-lined promenade, you can enjoy a magnificent view of the bay and the marina on the opposite side.

The Dragon's Eye Lake, also known as the "Eye of the Dragon" or Zmajevo oko, is definitely the most important attraction in Rogoznica! It is located directly behind the marina, nestled in beautiful nature and surrounded by rock walls up to 24 meters high.

This spectacular natural jewel probably owes its mystical name its oval eye shape, but also to the legend, according to which a dragon is said to live in the lake.





2ND DAY

ROGOZNICA – VODICE – SLANICA – NATURE PARK TELAŠĆICA (APRX. 16 MI./27 KM)

In the morning, we sail to Vodice, a popular holiday resort. It is here that we begin our first cycling tour, crossing the bridge to the island of Murter before continuing on to the Slanica on the northwest of the island.

Here we board the ship once more and sail towards Dugi Otok. On the way we pass through the Kornati National Park, an archipelago in crystal clear water, known for its rich marine life.

Our destination is Telašćica Bay in the Telašćica Nature Park. In the late afternoon there is the opportunity to go for a short hike up to the impressive, white cliffs that fall steeply into the blue sea below.

In the bay of Telascica we can spend the evening swimming from the boat and the night is spent in the peaceful setting of the Telascica Nature Park.



WORTH KNOWING & SEEING BRIEFING ISLAND OF MURTER

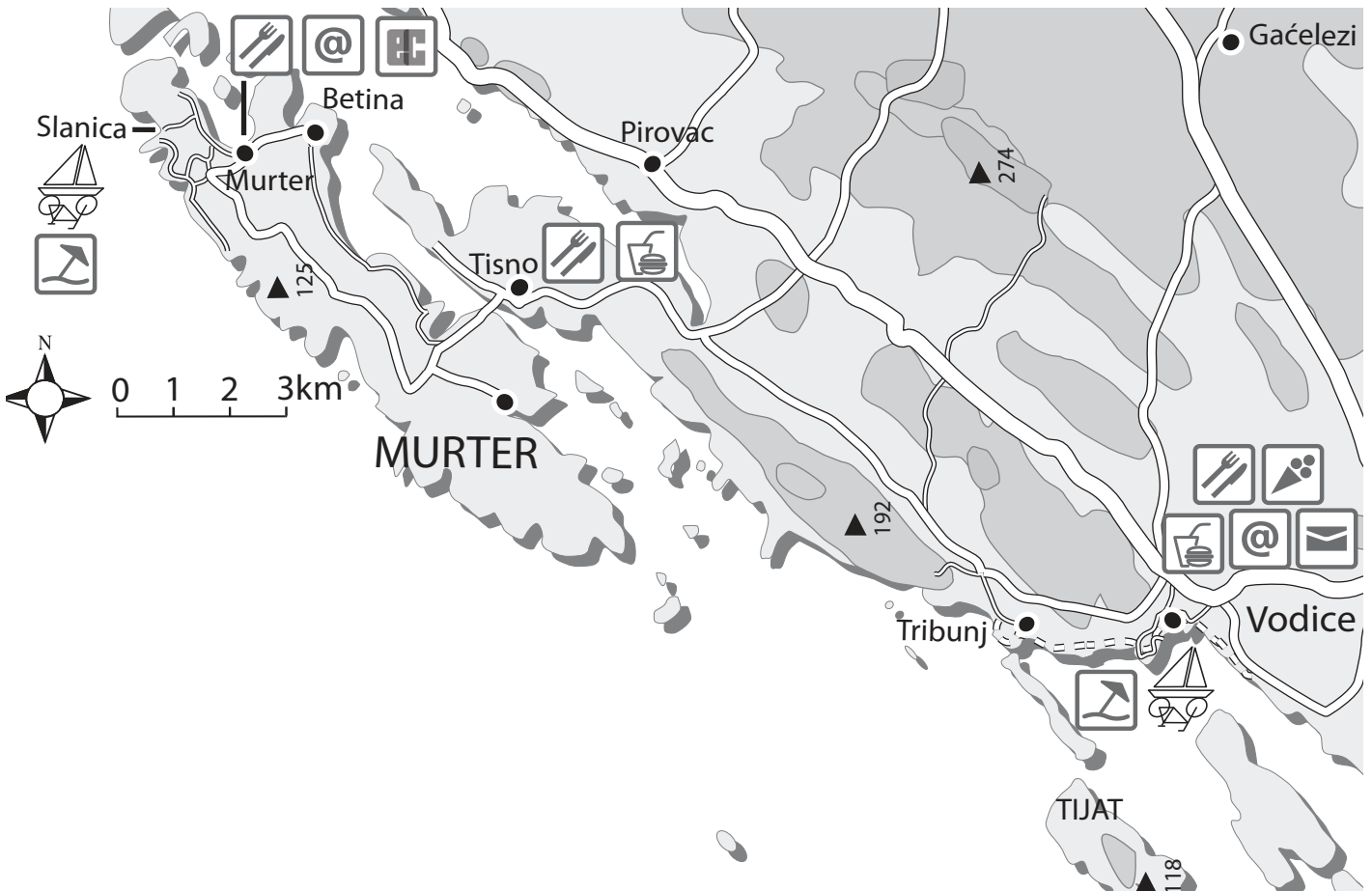
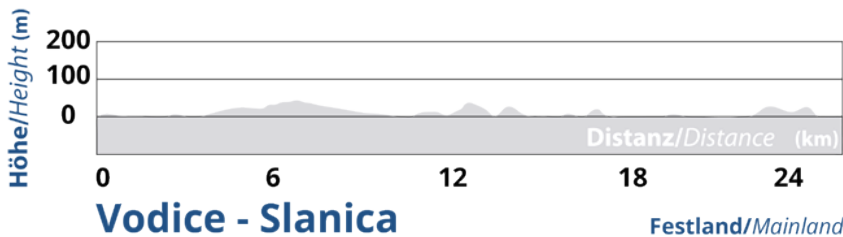
- **Size:** 18,7 km²
- **Inhabitants:** ca. 5.200
- **Highest point:** Raduč (125 m)

Special Features: The island is separated from the mainland by a 20 meter wide sea canal at Tisno which is spanned by a 37 meter draw-bridge.

Many Christian texts written in Glagolitic/Slavonic instead of the traditional Latin style have been found and are preserved here and in the Vatican.

WORTH KNOWING TELAŠĆICA PARK

The nature park, Telašćica fascinates with its cliffs and scenic views and is adjacent to Kornati national park. With 150 islands in a sea area of about 320 km²




3RD DAY
ISLAND DUGI OTOK - ZADAR
 (APRX. 28 MI./45 KM)

After breakfast we start our bike tour from the Telascica Nature Park, along the almost car-free island of Dugi Otok to the bay of Božava, surrounded by pine forests, agaves, and tamarisks. Along the way we can enjoy the spectacular panoramic views across the stunningly blue sea.

We meet the ship in Božava and board for a crossing to Zadar, a city which for centuries was the political, cultural, and spiritual centre of Dalmatia.

Once we arrive, there is the opportunity to take part in a walking tour during which you will find out all about this fascinating city while strolling through the winding alleys and the lively old town, characterised by 3,000 years of history. The night is spent in Zadar.

 **WORTH KNOWING & SEEING**
BRIEFING ZADAR

• **Inhabitants:** 80.000

Special Features: The two storied St. Donatus' Church is a monumental round building from the 9th century in pre-Romanesque style. It is the most important preserved structure of its period in Dalmatia

Cathedral Sv. Stosija & Roman forum

The Sea organ made by the architect Nikola Bašić opened to the public on 15 April 2005.

 **WORTH KNOWING & SEEING**
BRIEFING DUGI OTOK

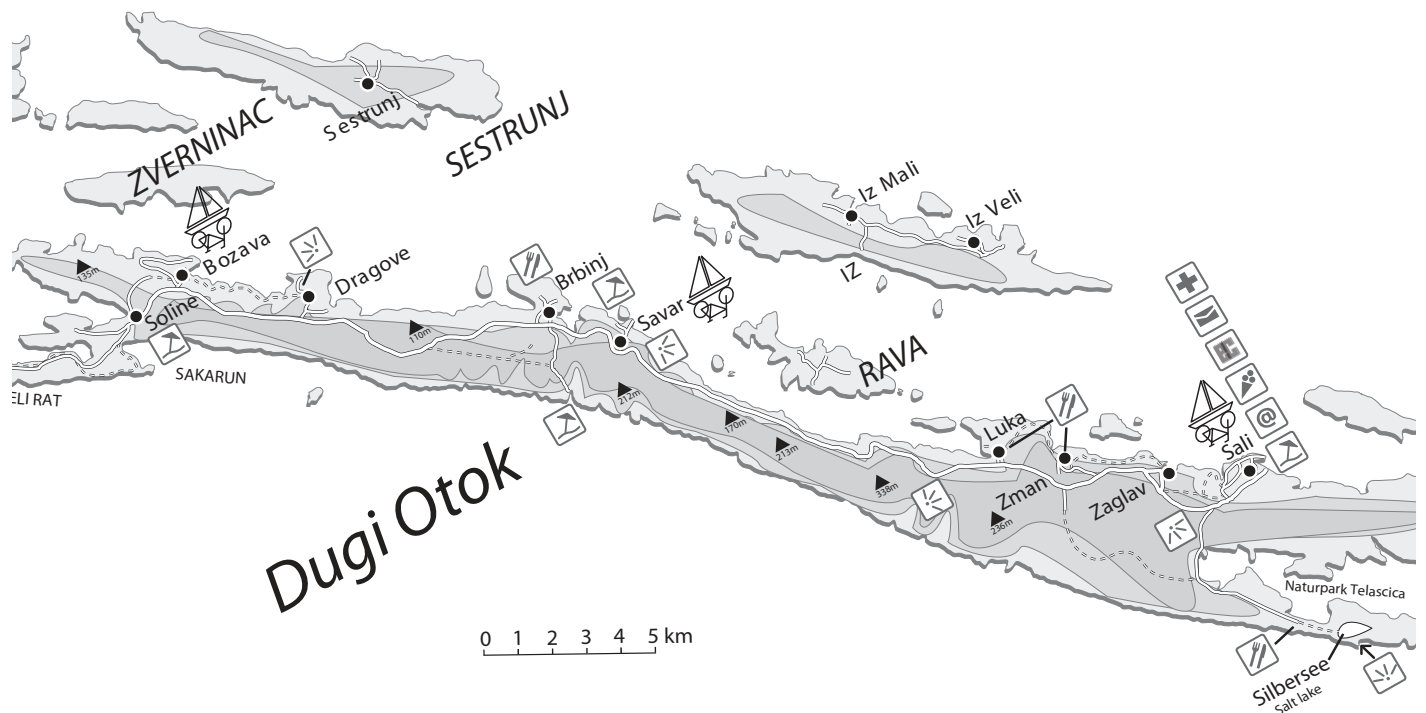
• **Size:** 113 km²

• **Inhabitants:** ca. 1.800

• **Highest point:** Vela Straža (338 m)

Special Features:

Dugi Otok „long island“ is the largest and eastern-most of the Zadarian Islands, and derives its name from its distinctive shape (it is 45 km long by 5 km wide).





4TH DAY

ZADAR - ISLAND UGLJAN AND PAŠMAN - VODICE (APRX. 20.5 MI./33 KM)

During breakfast we sail to Preko on the island of Ugljan. From here we cycle to Tkon on the island of Pašman, connected to Ugljan by a bridge.

Today's cycle leads along the east coast offering beautiful views of the sea and the mainland.

We then board the ship once more and sail from Tkon to Vodice, the famous seaside resort on the Dalmatian mainland. Here we spend the night.



WORTH KNOWING & SEEING UGLJAN AND PAŠMAN

- **Inhabitants**
Ugljan: 7 600 at 50 km²
Pašman: 3 500 at 57 km²
- **Ugljan:** Populous island; tiny little villages follow the shore on the east side of the island protected by a range of hills on the open sea side
- **Pašman:** Charming villages follow the mainroad to a ferry harbour on the southeast side of the island.

Special Features:

Both islands are connected with each other by a bridge and separated from the mainland by a narrow chanel.

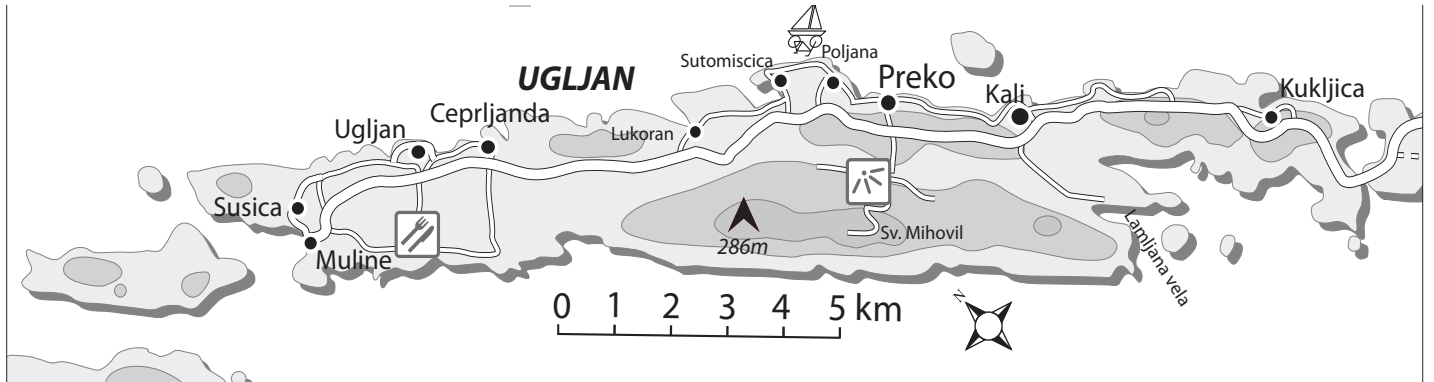
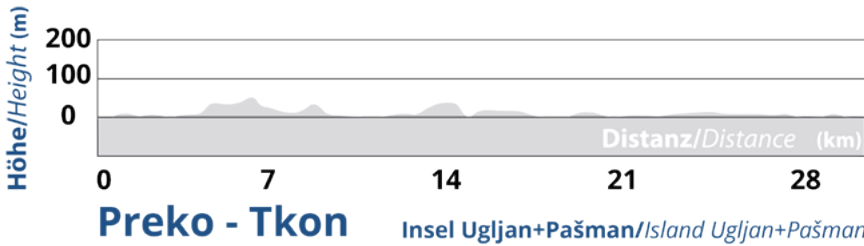


WORTH KNOWING & SEEING VODICE

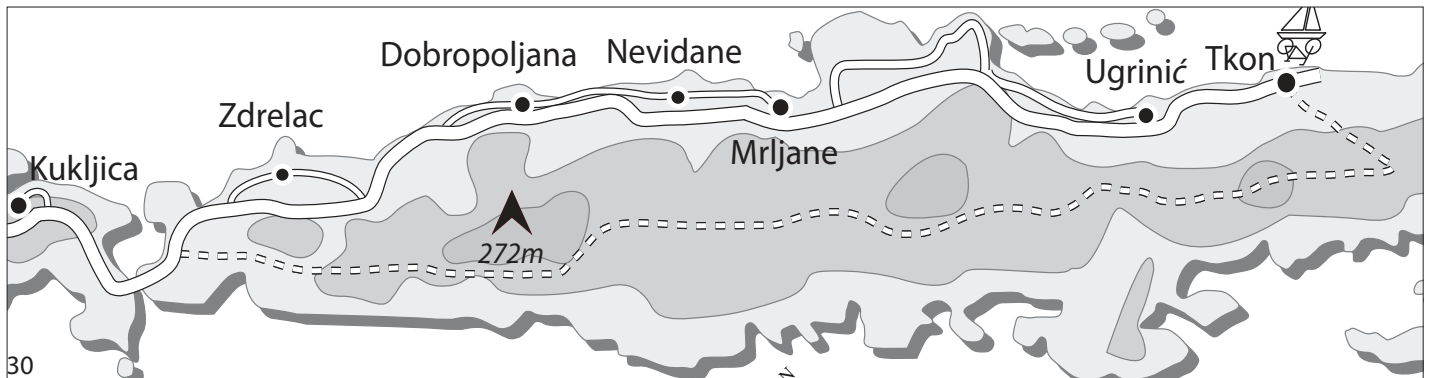
- **Inhabitants:** ca. 11.400

Special Features:

Church of Sveti Kriz completed in 421; the name Vodice derives from the word voda for water, the surrounding area used to be supplied with water from here.



- Restaurant
- Eis ice cream
- EC Bankautomat EC cashpoint
- Internet internet
- Post post office
- Erste Hilfe first aid
- Aussichtspunkt view point





5TH DAY

VODICE – SKRADIN - KRKA WATERFALLS (APRX. 22 MI./35 KM)

Today's cycling tour leads along varied roads through remote villages in the Dalmatian inland to the beautiful port of Skradin, located at the foot of the Krka Canyon.

In the afternoon, we take a small boat to the Krka National Park where we have plenty of time to explore the unique and truly spectacular Krka Waterfalls on foot.

The night is spent in the postcard town of Skradin.



WORTH KNOWING & SEEING
SKRADIN

• **Inhabitants:** ca. 51.000

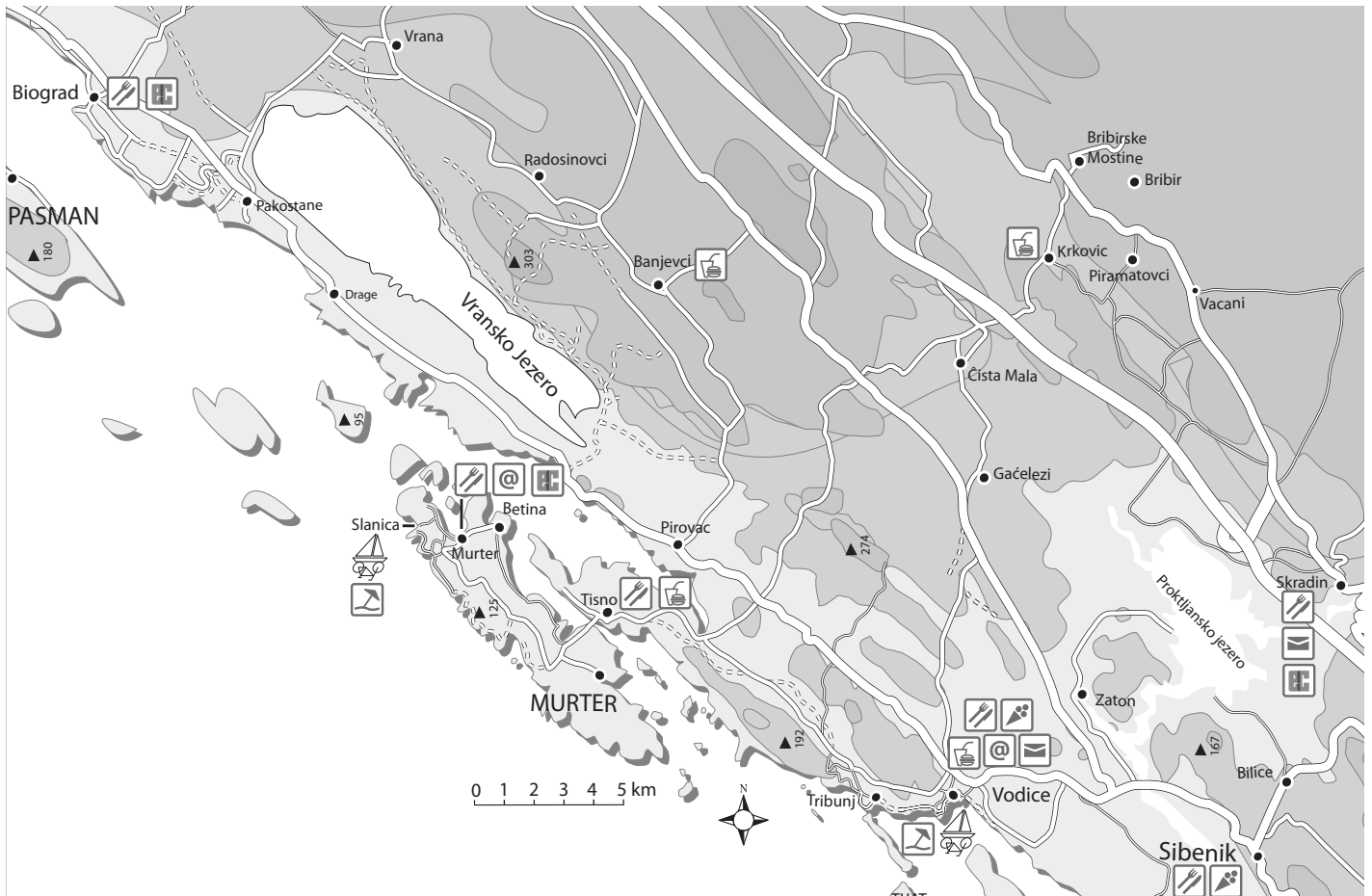
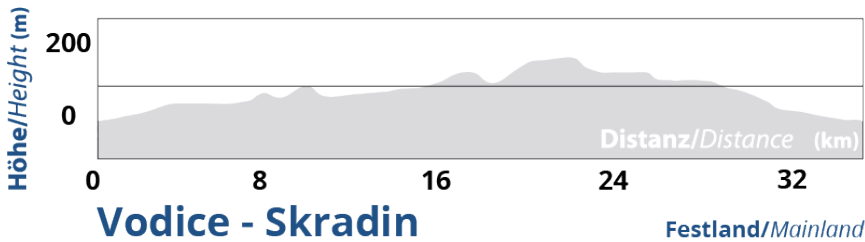
Special Features:

Skradin is located directly on the Krka River. It is one of the oldest cities in Croatia. The town is the gateway to Krka National Park, one of Croatia's premier scenic attractions.



Good to know:

Skradin harbour, where you stay overnight, is a fresh water harbour. It might be helpful to bring some insect repellent.





6TH DAY
KRKA-WATERFALLS – ŠIBENIK - PRIMOŠTEN

During breakfast the boat departs Skradin and makes its way down the Krka River back towards the sea and the city of Šibenik. Here we have time to explore the city, home to the Cathedral of St. Jacob, a UNESCO World Heritage Site, and the most beautiful sacral building on the Adriatic coast. Afterwards, we board the ship once more and enjoy a swim stop and lunch during our crossing to Primošten where we spend the night.

WORTH KNOWING & SEEING
BRIEFING NATIONAL PARK

Special Features: 222 animal species; 18 fish species and 860 plant species are endemic in the National Park

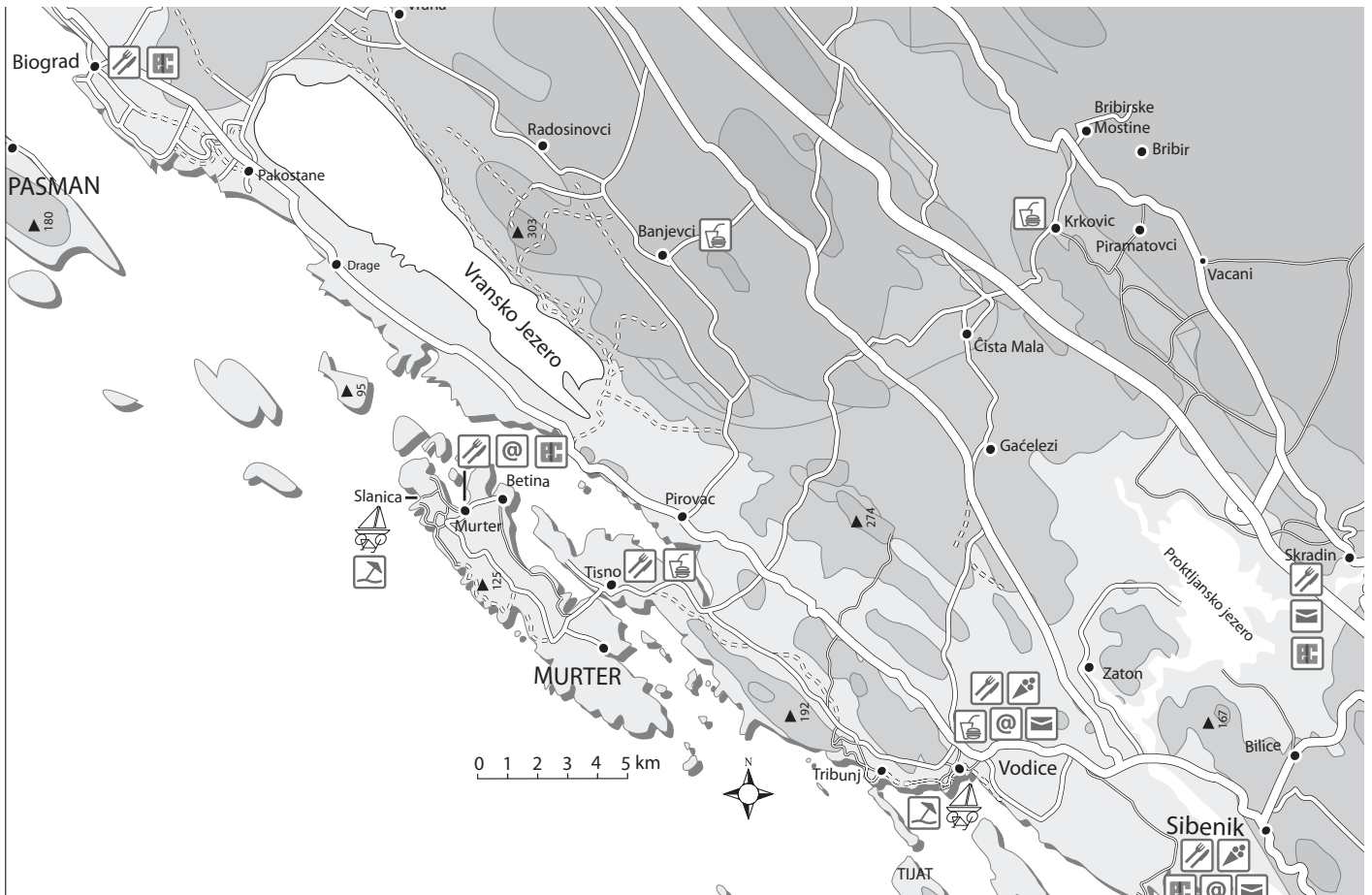
Length of the Krka River is about 72 km.

Highest cascade: Skrdanski Buk with a height of 45 m. The Krka National Park encompasses an area of 109 km².

BRIEFING ŠIBENIK

• **Inhabitants:** ca. 51.000

Special Features:
The Cathedral of St. James (UNESCO World Heritage) Several successive architects built it completely in stone in the 15th and 16th centuries, both in Gothic and in Renaissance style.





7TH DAY

**PRIMOŠTEN – TROGIR
(APRX. 25 MI./40 KM)**

In the morning we hop on our bikes for the final cycling tour of the week from Primošten to Trogir. The route leads inland through small villages and, towards the end, offers wonderful views of Trogir and the island Čiovo.

In the afternoon, there is plenty of time to explore the medieval old town of Trogir, a UNESCO World Heritage Site. In the evening, our last dinner gives us time to reminisce on the week that past and to say goodbye to fellow travellers, the crew, and tour guides.



**WORTH KNOWING & SEEING
BRIEFING PRIMOSTEN**

• Inhabitants ca. 1.600

Special Features:

Primošten was connected by a bridge in former times and is now fixed with the mainland by a cause-way.

The church tower is overlooking the picturesque old town of Primošten.



8TH DAY

TROGIR (DISEMBARKATION)

After breakfast disembarkation until 9 am and individual trip home or extended stay in Croatia.

